

Steel Drawplates


These high quality Italian made drawplates produce a professional result time after time. Wire drawn through the holes in these plates is reduced in size and shape. The holes are progressively smaller so that wire drawn from the preceding hole will go in the next easily. Occasional annealing will keep wire soft. Beeswax or 'Extend-a-Life' should be used as a lubricant.



Round	Size	Holes		
● Ref: 14-124-000	00-20	31		
● Ref: 14-132-000	05-30	31		
● Ref: 14-155-000	20-50	31		
● Ref: 14-157-000	30-50	20		
● Ref: 14-161-000	30-60	31		
● Ref: 14-168-000	50-80	31		
● Ref: 14-170-000	80-100	20		
● Ref: 14-171-000	100-120	20		
Half-Round	Size	Holes	Profile	No.
◐ Ref: 14-173-000	10-30	31	60%	69
◐ Ref: 14-175-000	10-30	20	50%	68
◐ Ref: 14-185-000	10-30	20	33%	67
◐ Ref: 14-189-000	30-60	31	33%	67
◐ Ref: 14-190-000	30-60	31	50%	68
◐ Ref: 14-191-000	30-60	31	60%	69
◐ Ref: 14-192-000	60-90	31	33%	67
Square	Size	Holes		No.
■ Ref: 14-006-000	00-20	20		
■ Ref: 14-010-000	05-30	30		
■ Ref: 14-040-000	20-50	30		
■ Ref: 14-045-000	30-60	30		
Knife	Size	Holes		No.
▼ Ref: 14-195-000	10-30	20		309
▼ Ref: 14-196-000	30-60	30		309
Oval	Size	Holes		No.
◌ Ref: 14-265-000	10-30	20		103
◌ Ref: 14-285-000	30-60	20		103
Teardrop	Size	Holes		No.
◌ Ref: 14-200-000	10-30	20		292
◌ Ref: 14-203-000	30-60	31		292
Pippen	Size	Holes		No.
◌ Ref: 14-208-000	10-30	20		314
◌ Ref: 14-210-000	30-60	31		314
Star	Size	Holes	Profile	No.
★ Ref: 14-211-000	01-30	20	5pt	73
★ Ref: 14-213-000	01-30	20	8pt	76
★ Ref: 14-214-000	01-30	20	12pt	68
★ Ref: 14-215-000	01-30	20	14pt	32
Rectangular	Size	Holes		No.
▭ Ref: 14-225-000	10-30	20		75
▭ Ref: 14-235-000	30-60	30		75
Square Chamfer	Size	Holes		No.
◌ Ref: 14-193-000	10-30	20		109
Triangular	Size	Holes		No.
▼ Ref: 14-072-000	10-30	20		139
▼ Ref: 14-083-000	30-60	30		139
Hexagonal	Size	Holes		No.
◌ Ref: 14-220-000	01-30	20		491

Tungsten Drawplates

There are many different grades of tungsten drawplates on the market today. These tungsten drawplates are made in Italy to exacting standards to produce a quality that you can rely on and feature individual tungsten dies that are locked into place by a screw-in stud, making replacement of any size die quick easy and economical. Unlike some of the cheaper tungsten drawplates, these tungsten dies do not crack at the first hint of pressure!



Highest quality Italian made tungsten drawplates with individual Tungsten inserts.

Round

- Ref: 14-500-000 0.25 -1.20mm 20 Hole
- Ref: 14-507-000 1.25 -2.20mm 20 Hole
- Ref: 14-509-000 2.25 -3.20mm 20 Hole



14-511-000



14-512-000

- Ref: 14-511-000 0.5mm -3.00mm 20 Hole
- Ref: 14-512-000 0.5mm -3.00mm 31 Hole
- Ref: 14-510-000 3.00 - 6.00mm 20 Hole*

*This model drawplate has the tungsten dies fixed in place

Tungsten Draw Dies

Round Draw Dies

The highly polished finish on these dies make them a must for manufacturers with regular high volume wire production.



Size from 0.20mm to 3.20mm in 0.05mm increments the tungsten die is housed in a 25mm brass wheel 12mm thick

Size from 3.00mm to 6.00mm in 0.05mm increments the tungsten die is housed in a 43mm wheel 27mm thick

Size from 6.00mm to 10.00mm in 0.05mm increments the tungsten die is housed in a 43mm wheel 31mm thick.

We keep limited quantities of the more popular sizes of round tungsten draw dies in stock. All other sizes are by special order.

Square Draw Dies

Square tungsten draw dies are available from 0.50mm to 2.50mm in 0.05mm increments housed in a 28mm brass wheel 14mm thick.

Special order

Special Order

Special Order

Hand Drawbenches

These high quality Italian made drawbenches offer excellent value for money. The hand operated chain gearwheel allows the full length of wire to be pulled smoothly through the drawplate as the chain runs over a full length nylon skid pad. Two handle positions provide you with the choice of either direct 1:1 drawing speed or 4:1 reduction drawing for use on heavier wires with less fatigue.

- Features include:
- Heavy duty welded steel frame and legs
 - Pre-drilled welded feet for securing to the floor
 - Removable legs for bench top mounting
 - Self lubricating gear bushes
 - Antiwear chain skid plate
 - 4:1 or 1:1 gear selection



Mini drawbench

Ref: 14-906-000
 Size: 1270mm long x 400mm wide x 870mm high
 Length of draw 900mm (using the screw-down drawtong)
 Supplied complete with screw-down drawtong
 Weight: 48Kg.




Deluxe Drawbench

Ref: 14-905-000
 Size: 2000mm long x 450mm wide x 870mm high
 Length of draw 1200mm (allowing for standard drawtong)
 Supplied with chain hook and triangle (drawtong not included)
 Weight 55Kg

Hand Drawtongs

Made from forged steel with cross pattern serrated jaws to gripping the wire firmly. One handle is curved to stop the tong slipping from your hand.



Ref: 14-805-000 200mm, 525g

Diamond Draw Die

Ref: 14-450-000
 Round diamond draw dies Available by special order in sizes from 0.15 to 3.10mm



Special Order

DrawBench Tongs

Ref: 14-890-000

Suitable for use on or off a drawbench these tongs are sturdy forged steel with serrated jaws for grip. Supplied with a 120mm long hook ring
 Drawtong length: 190mm. Weight: 1Kg.



Electric Drawbenches Ref: 14-902-000

Continuous even drawing is supplied by a powerful 1.49Kw (2 horsepower) motor. Capacity of up to 15mm diameter wire, in your choice of draw length from 1.5, 2.0 2.5, 3.0 or 3.5 metres. Solid welded steel construction.

Size 600mm high x 110mm wide x length
 (1.5m draw length bench is 2m long, 3.5m draw length bench is 4.0m long)




Special Order

Special Order

Steel & Tungsten Drawplate Profiles

Please Note: When ordering the profile identification number is **above** the the illustration



Special Order

Please Note: When ordering the profile identification number is **above** the the illustration

